

Supplemental Table S1. Summary of included studies and baseline characteristics

Author, year	Design	Study period	Patients	Age	Male	STS	TF access	Follow-up data used	Outcomes used	BEV type (n)	SEV type (n)
Short Term Outcomes (In-hospital or 30-days, n=37)											
Moat, 2011 ¹	Observational	Jan 2007- Dec 2009	870*	81.9 ±7.1	456	-	599	In-hospital or 30d , 1y	Mortality, stroke, PVL, PPM, <u>AVA</u> , AV MPG	SAPIEN (410)	CoreValve (452)
Gilard, 2012 ²	Observational	Jan 2010- Oct 2011	3195 [†]	82.7 ±7.2	1630	14.4 ±11.9	2361	In-hospital or 30d , 1y	Mortality, PVL	SAPIEN (2107)	CoreValve (1043)
Ben-Shoshan, 2017 ³	Retrospective	Dec 2014-Apr 2016	232	82.3 ±6.1	107	4.1 ±4	232	In-hospital or 30d	Mortality, stroke, life threatening or major bleeding, PVL, PPM, AVA, AV MPG	SAPIEN 3 (124)	Evolut R (108)
Eitan, 2018 ⁴	Observational	Feb 2014-	92	81.5	86	4.18	92	In-hospital or 30d	Mortality, stroke, life-threatening	Sapien 3 (55)	Evolute R (37)

		Aug 2017							bleeding, PVL, PPM, AV MPG		
Finkelstein, 2018 ⁵	Cross- sectional	Feb 2012- Dec 2016	735	82.4	637	3.38	691	In-hospital or 30d, 1y, 3y	Mortality, stroke, life threatening bleeding, PVL, PPM, AV MPG	SAPIEN 3 (223)	Evolut R (512)
Kim, 2017 ⁶	Observational	Jan 2011- May 2017	1232	82.2	510	4.64	1232	In-hospital or 30d	Mortality, stroke, major bleeding, PVL, PPM, AVA, AV MPG	SAPIEN 3 (381) SAPIEN XT (107)	CoreValve (177) Evolut-R (15) Portico (127) ACURATE neo (425)
Lanz, 2019 ⁷	Randomized Controlled Trial	Feb 2017-Feb 2019	739	82.8 ±4.1	319	3.5	732	In-hospital or 30d	Mortality, stroke, life threatening or major bleeding, PVL, PPM, AV MPG	SAPIEN 3 (367)	ACURATE neo (372)

Van Belle, 2020 ⁸	Observational	Jan 2013- Dec 2015	7820	83.5	3830	-	6313	In-hospital or 30d	Mortality, stroke, life threatening or major bleeding, PVL, PPM, AV MPG	SAPIEN XT/SAPIEN 3 (3910)	CoreValve (3910)
Rogers, 2017 ⁹	Observational	Oct 2013-Oct 2016	257	81.3	127	6.96	233	In-hospital or 30d	Mortality, stroke, life threatening or major bleeding, PVL, PPM, AV MPG	SAPIEN 3 (183)	Evolut R (74)
Mosleh, 2019 ¹⁰	Retrospective	Sep 2012-Jan 2019	581	81.5	319	10.6	581	In-hospital or 30d	Mortality, stroke, PVL, PPM, AVA, AV MPG	SAPIEN 3 (452)	Evolut R (72) Evolut PRO (57)
Mauri, 2017 ¹¹	Observational	Feb 2014- Aug 2016	184	82.4	14	-	184	In-hospital or 30d, 1y	Mortality, stroke, life threatening or major bleeding, PVL, PPM	SAPIEN 3 (92)	ACURATE neo (92)

Barth, 2019 ¹²	Retrospective	2012-2016	658	81	291	-	494	In-hospital or 30d, 1y	Mortality, stroke, life threatening or major bleeding, PVL, PPM, AV MPG	SAPIEN 3 (329)	ACURATE/ACURATE neo (329)
Husser, 2017 ¹³	Retrospective	Jan 2014-Jan 2016	933	81	400	-	933	In-hospital or 30d	Mortality, stroke, life threatening bleeding, PVL, PPM, AV MPG	SAPIEN 3 (622)	ACURATE neo (311)
Abdel-Wahab, 2015 ¹⁴	Randomized Controlled Trial	Mar 2012-Dec 2013	241	80.8	86	5.9	241	In-hospital or 30d, 1y	Mortality, stroke, life threatening or major bleeding, PVL, PPM, AVA, AV MPG	SAPIEN XT (121)	CoreValve (120)
Wijeysundera, 2017 ¹⁵	Retrospective	2007-2013	714	84.4	411	-	714	In-hospital or 30d	Mortality, stroke, life threatening or	SAPIEN/SAPIEN XT (317)	CoreValve (397)

									major bleeding, PVL, PPM		
Moriyama, 2019 ¹⁶	Retrospective	Jan 2017- July 2018	249	80.2	117	4.53	249	In-hospital or 30d, 1y	Mortality, stroke, life threatening or major bleeding, PVL, PPM, AV MPG	SAPIEN 3 (103)	ACURATE neo (146)
Tarantini, 2017 ¹⁷	Observational	Jun 2007- Dec 2010	171	81	70	7.5 (4.5- 13.9)	117	In-hospital or 30d, 1y	Mortality, stroke, life-threatening or major bleeding, PVL, PPM, AVA, AV MPG	SAPIEN XT (84)	CoreValve (87)
Kiramijyan , 2016 ¹⁸	Observational	May 2007- Dec 2014	223	81.5	118	8.1	223	In-hospital or 30d, 1y	Mortality, stroke, life threatening or major bleeding, PVL, PPM	SAPIEN XT (104)	CoreValve (119)

Covolo, 2015 ¹⁹	Retrospective	Jun 2007-Feb 2013	146	82	48	7.2 (1.9- 37)	92	In-hospital or 30d	Mortality, stroke, life threatening or major bleeding, PVL, AV MPG	SAPIEN (95)	CoreValve (51)
Mas-Peiro, 2019 ²⁰	Observational	Mar 2015-Sep 2017	177	81.7	109	3.9	-	30d	Mortality, stroke, life-threatening or major bleeding, PVL, PPM	SAPIEN 3 (73)	Portico (104)
Giannini, 2020 ²¹	Observational	Mar 2013- Dec 2015	869	82.6	0	8.48	785	In-hospital or 30d, 1y	Mortality, stroke, life threatening or major bleeding, PVL	SAPIEN XT/SAPIEN 3 (408)	CoreValve/Evolut R (461)
Deharo, 2020 ²²	Observational	Jan 2008- Dec 2018	20918	83	8469	-	20918	In-hospital 30d, 1y, 3y	Mortality, PPM	SAPIEN 3 (10459)	Evolut R (10459)
Tzeng, 2019 ²³	Retrospective	Mar 2013-	213 [§]	79.1	101	11.68	188	In-hospital or 30d	Mortality, stroke, life threatening or	SAPIEN XT (101)	CoreValve (112)

		Aug 2017							major bleeding, PVL, PPM, AVA, AV MPG		
Fischer, 2019 ²⁴	Observational	Jan 2012- Jan 2017	502	81.4 ±9	264	-	427	In-hospital or 30d	Mortality, stroke, life threatening or major bleeding, PVL, PPM, AV MPG	SAPIEN XT/SAPIEN 3 (275)	CoreValve/Evolut R (227)
Ochiai, 2018 ²⁵	Observational	Feb 2012- Aug 2017	74	76.7	51	4.25	73	In-hospital or 30d, 1y	Mortality, stroke, life-threatening or major bleeding, PVL, PPM, AVA, AV MPG	SAPIEN/SAPI EN XT/SAPIEN 3 (37)	CoreValve/Evolut R (37)
Maeno, 2017 ²⁶	Observational	Jan 2013- Jan 2016	737	83	441	-	-	In-hospital or 30d	Mortality, stroke, PVL, PPM	SAPIEN XT/SAPIEN 3 (617)	CoreValve/Evolut R (120)
Gonska, 2017 ²⁷	Observational	2011- 2013	200	81.2	100	6.35	200	In-hospital or 30d	Mortality, stroke, life threatening or	SAPIEN 3 (100)	CoreValve (100)

									major bleeding, PVL, PPM, AV MPG		
Spargias, 2013 ²⁸	Observational	Oct 2009-Sep 2011	126	80 ±9	52	7.98	126	In-hospital or 30d	Mortality, stroke, life-threatening or major bleeding, PVL, PPM, AVA, AV MPG	SAPIEN XT (59)	CoreValve (67)
Seiffert, 2012 ²⁹	Observational	Mar 2008-Sep 2011	326	80.6	145	8.3 (7.7- 8.9)	149	In-hospital or 30d, 1y	Mortality, stroke, life threatening or major bleeding, PPM	SAPIEN/SAPI EN XT (281)	CoreValve (45)
Schaefer, 2017 ³⁰	Retrospective	2012- 2016	208	81.7 ±5.5	68	5.6	208	In-hospital or 30d	Mortality, stroke, life threatening or major bleeding, PVL, PPM, AVA, AV MPG	SAPIEN 3 (104)	ACURATE neo (104)

Vollenbroich, 2019 ³¹	Observational	Jul 2007- Jan 2013	489	82.9 ±5.2	283	6.8 ±4.4	489	In-hospital or 30d, 3y	Mortality, stroke, life threatening and major bleeding, PVL, PPM, AV MPG	SAPIEN (27) SAPIEN XT (153)	CoreValve (309)
Abdelghani, 2018 ³²	Observational	Mar 2014- Nov 2017	434	81	221	4.99	434	In-hospital or 30d	Mortality, PVL, PPM, AV MPG	SAPIEN 3 (334)	Evolut R (100)
Rogers, 2016 ³³	Observational	2013- 2015	193	82.3	87	-	174	In-hospital or 30d, 1y	Mortality, stroke, life-threatening or major bleeding, PVL, PPM	SAPIEN XT/SAPIEN 3 (107)	CoreValve/Evolut R (86)
Del Trigo, 2016 ³⁴	Case matched	-	62	81.5 ±6.2	14	6.8 ±2.8	36	In-hospital or 30d	Stroke, life- threatening or major bleeding, PVL, PPM, AVA, AV MPG	SAPIEN XT (40)	Portico (22)

Enriquez-Rodríguez, 2018 ³⁵	Case matched	-	144	83 ±6	69	6.0 ±5.0	136	In-hospital or 30d, 1y	Stroke, life threatening and major bleeding, PVL, PPM, AVA, AV MPG	SAPIEN 3 (80)	Evolut R (64)
Nombela-Franco, 2013 ³⁶	Case matched	-	82	83 ±6	50	8.3 ±5.8	53	In-hospital or 30d, 1y	PVL, PPM, AVA, AV MPG	SAPIEN (41)	CoreValve (41)
Kempfert, 2016 ³⁷	Observational	Dec 2010-Mar 2014	206	83	86	7.95	0	In-hospital or 30d, 1y	Stroke, PVL, PPM, AV MPG	SAPIEN XT (103)	ACURATE TA (103)
Intermediate Term Outcomes (1 year, n=17)											
Abdel-Wahab, 2014 ³⁸	Observational	Sep 2007-Feb 2012	394	81.7	154	-	389	In-hospital or 30d, 1y	Mortality	SAPIEN XT (118)	CoreValve (276)
Rodes-Cabau, 2018 ³⁹	Observational	Jun 2014-Jul 2016	103	80 ±7	44	5.0 (3.3-7.7)	89	1y	Mortality, stroke, PPM	SAPIEN XT (26)	CoreValve (15) Evolut R (35)

										SAPIEN 3 (27)	
Moat, 2011 ¹	Observational	Jan 2007- Dec 2009	870*	81.9 ±7.1	456	-	599	In-hospital or 30d, 1y	Mortality	SAPIEN (410)	CoreValve (452)
Gilard, 2012 ²	Observational	Jan 2010- Oct 2011	3195 [†]	82.7 ±7.2	1630	14.4 ±11.9	2361	In-hospital or 30d, 1y	Mortality, stroke, life threatening or major bleeding, PPM	SAPIEN (2107)	CoreValve (1043)
Kim, 2017 ⁶	Observational	Jan 2011- May 2017	1232	82.2	510	4.6	1232	In-hospital or 30d, 1y	Mortality	SAPIEN 3 (381) SAPIEN XT (107)	CoreValve (177) Evolut-R (15) Portico (127) ACURATE neo (425)
Mauri, 2017 ¹¹	Observational	Feb 2014- Aug 2016	184	82.4	14	-	184	In-hospital or 30d, 1y	Mortality, PVL, AV MPG	SAPIEN 3 (92)	ACURATE neo (92)

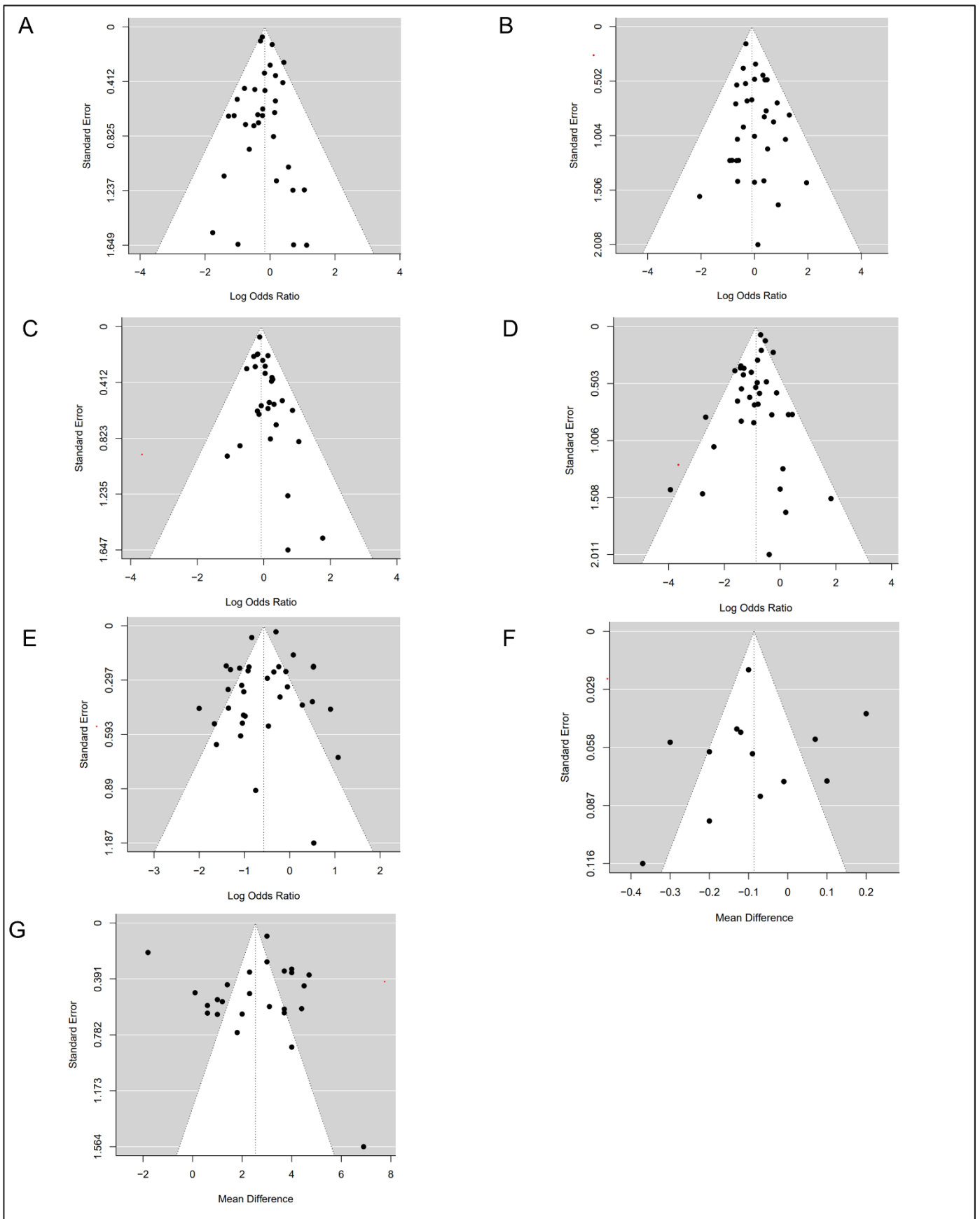
Barth, 2019 ¹²	Retrospective	2012-2016	658	81	291	-	494	In-hospital or 30d, 1y	Mortality	SAPIEN 3 (329)	ACURATE/ACURATE neo (329)
Abdel-Wahab, 2015 ¹⁴	Randomized Controlled Trial	Mar 2012-Dec 2013	241	81.5 ±6.2	86	5.9 ±3.5	241	In-hospital or 30d, 1y	Mortality, stroke, life threatening or major bleeding, PVL, PPM, AVA, AV MPG	SAPIEN XT (121)	CoreValve (120)
Wijeysundera, 2017 ¹⁵	Retrospective	2007-2013	714	84	411	-	714	In-hospital or 30d, 1y	Mortality	SAPIEN/SAPIEN XT (317)	CoreValve (397)
Kiramijyan, 2016 ¹⁸	Observational	May 2007-Dec 2014	223	81.5	118	8.1	223	In-hospital or 30d, 1y	Mortality	SAPIEN XT (104)	CoreValve (119)
Giannini, 2020 ²¹	Observational	Mar 2013-Dec 2015	869	82.6	0	8.48	785	In-hospital or 30d, 1y	Mortality, stroke, life threatening or major bleeding, PPM	SAPIEN XT/SAPIEN 3 (408)	CoreValve/Evolut R (461)

Deharo, 2020 ²²	Retrospective	Jan 2008- Dec 2018	20918	83	8469	-	-	In-hospital or 30d, 1y, 3y	Mortality	SAPIEN 3 (10459)	Evolut R (10459)
Rogers, 2016 ³³	Observational	2013- 2015	193	82.3	87	-	174	In-hospital or 30d, 1y	Mortality	SAPIEN XT/SAPIEN 3 (107)	CoreValve/Evolut R (86)
Ochiai, 2018 ²⁵	Observational	Feb 2012- Aug 2017	74	76.7	51	4.25	73	In-hospital or 30d, 1y	AVA, AV MPG	SAPIEN/SAPI EN XT/SAPIEN 3 (37)	CoreValve/Evolut R (37)
Finkelstein, 2018 ⁵	Cross- sectional	Feb 2012- Dec 2016	735	82.4	637	3.38	691	In-hospital or 30d, 1y, 3y	Mortality	SodAPIEN 3 (223)	Evolut R (512)
Enríquez- Rodríguez, 2018 ³⁵	Case matched	-	144	83 ±6	69	6.0 ±5.0	136	In-hospital or 30d, 1y	PVL, AVA, AV MPG	SAPIEN 3 (80)	Evolut R (64)
Moriyama, 2019 ¹⁶	Retrospective	Jan 2017- July 2018	249	80.2	117	4.53	249	In-hospital or 30d, 1y	Mortality	SAPIEN 3 (103)	ACURATE neo (146)

Long Term Outcomes (3 years, n=3)											
Deharo, 2020 ²²	Retrospective	Jan 2008- Dec 2018	20918	83.1	8469	-	20918	30d, 1y, 3y	Mortality	SAPIEN 3 (10459)	Evolut R (10459)
Vollenbroich, 2019 ³¹	Observational	Jul 2007- Jan 2013	489	82.9 ±5.2	283	6.8 ±4.4	489	30d, 3y	Mortality, stroke	SAPIEN (27) SAPIEN XT (153)	CoreValve (309)
Finkelstein, 2018 ⁵	Cross-sectional	Feb 2012- Dec 2016	735	82.4	637	3.38	691	In-hospital or 30d, 1y, 3y	Mortality	SAPIEN 3 (223)	Evolut R (512)

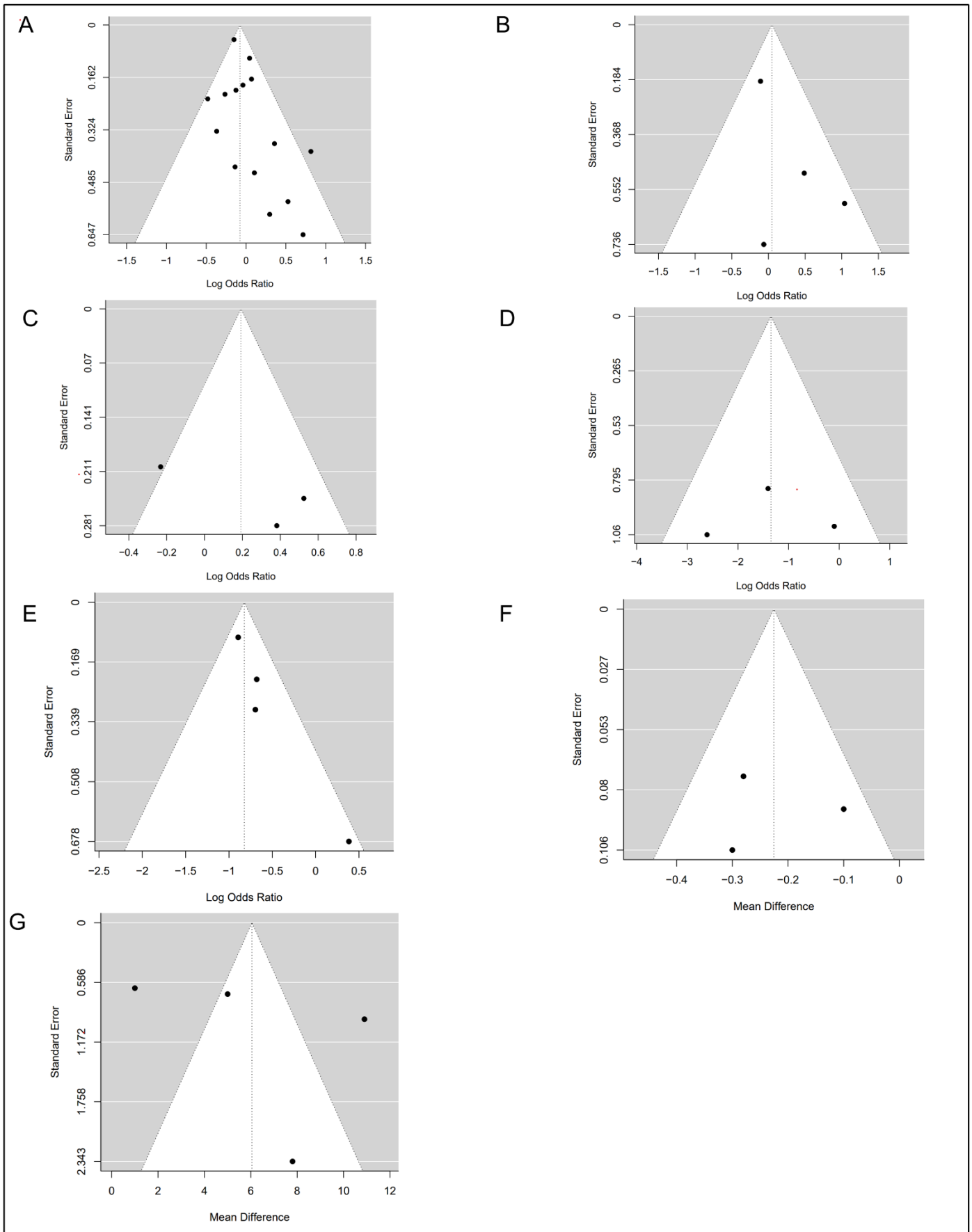
Supplemental Table 1. Summary of included studies and baseline characteristics. Continuous variables are reported as mean ±SD or range, and categorical variables as n. AV MPG = aortic valve mean pressure gradient; AVA = aortic valve area; BEV = balloon-expandable valve; ES-II = EuroSCORE II; PPM = permanent pacemaker implantation; PVL = paravalvular leak; SEV = self-expandable valve; STS = Society of Thoracic Surgeons score. *Valve type was unknown in 8 patients. †Valve type was unknown for 45 patients. §18 patients who received Lotus valves were excluded in this analysis.

Supplemental Figure S1a. Funnel plots of short-term (30-day) clinical outcomes



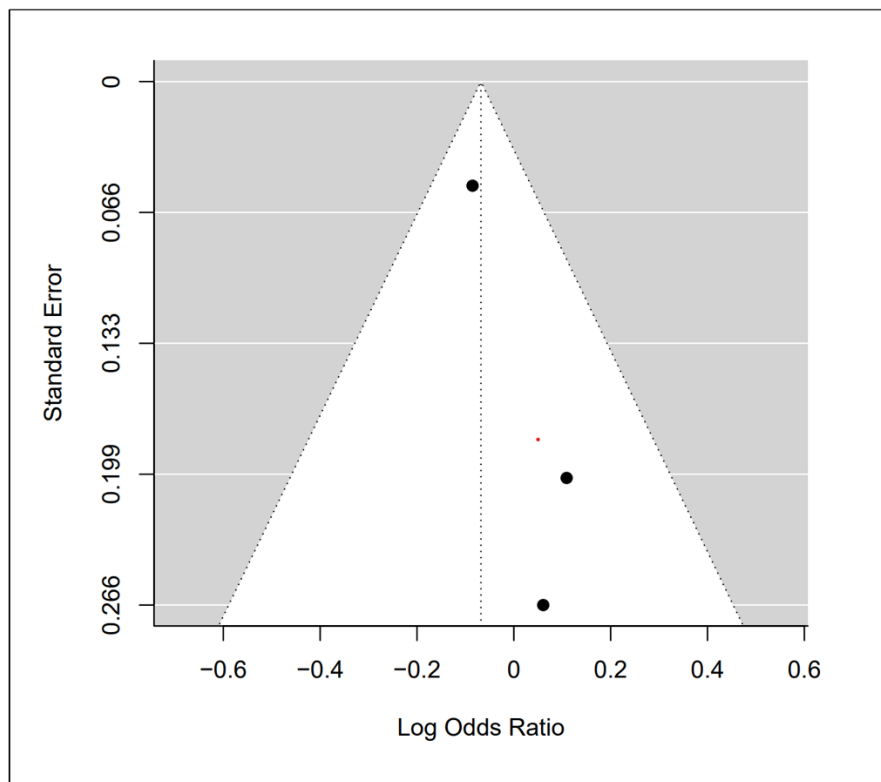
Supplemental Figure S1a. Funnel plots of short-term (30-day) clinical outcomes. A, all-cause mortality; B, stroke or transient ischemic attack; C, life-threatening or major bleeding; D, paravalvular leak; E, permanent pacemaker implantation; F, aortic valve area; G, transvalvular mean pressure gradient. H

Supplemental Figure S1b. Funnel plots of intermediate-term (1-year) clinical outcomes



Supplemental Figure S1b. Funnel plots of intermediate-term (1-year) clinical outcomes. A, all-cause mortality; B, stroke or transient ischemic attack; C, life-threatening or major bleeding; D, para-valvular leak; E, permanent pacemaker implantation; F, aortic valve area; G, transvalvular mean pressure gradient.

Supplemental Figure S1c. Funnel plots of long-term (3-years) all-cause mortality



Supplemental Figure S1c. Funnel plot of long-term (3-years) all-cause mortality.

Supplemental References

1. Moat NE, Ludman P, de Belder MA, et al. Long-term outcomes after transcatheter aortic valve implantation in high-risk patients with severe aortic stenosis: the U.K. TAVI (United Kingdom Transcatheter Aortic Valve Implantation) Registry. *J Am Coll Cardiol*. Nov 8 2011;58(20):2130-8. doi:10.1016/j.jacc.2011.08.050
2. Gilard M, Eltchaninoff H, Lung B, et al. Registry of transcatheter aortic-valve implantation in high-risk patients. *N Engl J Med*. May 3 2012;366(18):1705-15. doi:10.1056/NEJMoa1114705
3. Ben-Shoshan J, Konigstein M, Zahler D, et al. Comparison of the Edwards SAPIEN S3 Versus Medtronic Evolut-R Devices for Transcatheter Aortic Valve Implantation. *Am J Cardiol*. Jan 15 2017;119(2):302-307. doi:10.1016/j.amjcard.2016.09.030
4. Eitan A, Witt J, Stripling J, Haselbach T, Rieß FC, Schofer J. Performance of the Evolut-R 34 mm versus Sapien-3 29 mm in Transcatheter aortic valve replacement patients with larger annuli: Early outcome results of Evolut-R 34 mm as compared with Sapien-3 29 mm in patients with Annuli ≥ 26 mm. *Catheter Cardiovasc Interv*. Dec 1 2018;92(7):1374-1379. doi:10.1002/ccd.27588
5. Finkelstein A, Steinvil A, Rozenbaum Z, et al. Efficacy and safety of new-generation transcatheter aortic valves: insights from the Israeli transcatheter aortic valve replacement registry. *Clin Res Cardiol*. Apr 2019;108(4):430-437. doi:10.1007/s00392-018-1372-6
6. Kim WK, Blumenstein J, Liebetau C, et al. Comparison of outcomes using balloon-expandable versus self-expanding transcatheter prostheses according to the extent of aortic valve calcification. *Clin Res Cardiol*. Dec 2017;106(12):995-1004. doi:10.1007/s00392-017-1149-3
7. Lanz J, Kim W-K, Walther T, et al. Safety and efficacy of a self-expanding versus a balloon-expandable bioprosthesis for transcatheter aortic valve replacement in patients with symptomatic severe aortic stenosis: a randomised non-inferiority trial. *The Lancet*. 2019;394(10209):1619-1628. doi:10.1016/S0140-6736(19)32220-2
8. Van Belle E, Vincent F, Labreuche J, et al. Balloon-Expandable Versus Self-Expanding Transcatheter Aortic Valve Replacement: A Propensity-Matched Comparison From the FRANCE-TAVI Registry. *Circulation*. Jan 28 2020;141(4):243-259. doi:10.1161/circulationaha.119.043785
9. Rogers T, Steinvil A, Buchanan K, et al. Contemporary transcatheter aortic valve replacement with third-generation balloon-expandable versus self-expanding devices. *J Interv Cardiol*. Aug 2017;30(4):356-361. doi:10.1111/joic.12389
10. Mosleh W, Amer MR, Joshi S, et al. Comparative Outcomes of Balloon-Expandable S3 Versus Self-Expanding Evolut Bioprostheses for Transcatheter Aortic Valve Implantation. *Am J Cardiol*. Nov 15 2019;124(10):1621-1629. doi:10.1016/j.amjcard.2019.08.014
11. Mauri V, Kim WK, Abumayyaleh M, et al. Short-Term Outcome and Hemodynamic Performance of Next-Generation Self-Expanding Versus Balloon-Expandable Transcatheter Aortic Valves in Patients With Small Aortic Annulus. *Circulation: Cardiovascular Interventions*. 2017;10(10):e005013. doi:doi:10.1161/CIRCINTERVENTIONS.117.005013
12. Barth S, Reents W, Zacher M, et al. Multicentre propensity-matched comparison of transcatheter aortic valve implantation using the ACURATE TA/neo self-expanding versus the SAPIEN 3 balloon-expandable prosthesis. *EuroIntervention*. Nov 20 2019;15(10):884-891. doi:10.4244/eij-d-18-01120
13. Husser O, Kim WK, Pellegrini C, et al. Multicenter Comparison of Novel Self-Expanding Versus Balloon-Expandable Transcatheter Heart Valves. *JACC Cardiovasc Interv*. Oct 23 2017;10(20):2078-2087. doi:10.1016/j.jcin.2017.06.026
14. Abdel-Wahab M, Neumann FJ, Mehilli J, et al. 1-Year Outcomes After Transcatheter Aortic Valve Replacement With Balloon-Expandable Versus Self-Expandable Valves: Results From the CHOICE Randomized Clinical Trial. *J Am Coll Cardiol*. Aug 18 2015;66(7):791-800. doi:10.1016/j.jacc.2015.06.026
15. Wijeyesundera HC, Qiu F, Koh M, et al. Comparison of Outcomes of Balloon-Expandable Versus Self-Expandable Transcatheter Heart Valves for Severe Aortic Stenosis. *Am J Cardiol*. Apr 1 2017;119(7):1094-1099. doi:10.1016/j.amjcard.2016.12.016

16. Moriyama N, Vento A, Laine M. Safety of Next-Day Discharge After Transfemoral Transcatheter Aortic Valve Replacement With a Self-Expandable Versus Balloon-Expandable Valve Prosthesis. *Circ Cardiovasc Interv.* Jun 2019;12(6):e007756. doi:10.1161/circinterventions.118.007756
17. Tarantini G, Purita PAM, D'Onofrio A, et al. Long-term outcomes and prosthesis performance after transcatheter aortic valve replacement: results of self-expandable and balloon-expandable transcatheter heart valves. *Ann Cardiothorac Surg.* Sep 2017;6(5):473-483. doi:10.21037/acs.2017.08.02
18. Kiramijyan S, Magalhaes MA, Koifman E, et al. Aortic Regurgitation in Patients Undergoing Transcatheter Aortic Valve Replacement With the Self-Expanding CoreValve Versus the Balloon-Expandable SAPIEN XT Valve. *Am J Cardiol.* May 1 2016;117(9):1502-10. doi:10.1016/j.amjcard.2016.02.021
19. Covolo E, Saia F, Napodano M, et al. Comparison of balloon-expandable versus self-expandable valves for transcatheter aortic valve implantation in patients with low-gradient severe aortic stenosis and preserved left ventricular ejection fraction. *Am J Cardiol.* Mar 15 2015;115(6):810-5. doi:10.1016/j.amjcard.2014.12.042
20. Mas-Peiro S, Seppelt PC, Weiler H, et al. A Direct Comparison of Self-Expandable Portico Versus Balloon-Expandable Sapien 3 Devices for Transcatheter Aortic Valve Replacement: A Case-Matched Cohort Study. *J Invasive Cardiol.* Jul 2019;31(7):E199-e204.
21. Giannini C, Petronio AS, Mehilli J, et al. Edwards SAPIEN Versus Medtronic Aortic Bioprosthesis in Women Undergoing Transcatheter Aortic Valve Implantation (from the Win-TAVI Registry). *Am J Cardiol.* Feb 1 2020;125(3):441-448. doi:10.1016/j.amjcard.2019.10.056
22. Deharo P, Bisson A, Herbert J, et al. Impact of Sapien 3 Balloon-Expandable Versus Evolut R Self-Expandable Transcatheter Aortic Valve Implantation in Patients With Aortic Stenosis. *Circulation.* 2020/01/28 2020;141(4):260-268. doi:10.1161/CIRCULATIONAHA.119.043971
23. Tzeng YH, Lee YT, Tsao TP, et al. Performance and short-term outcomes of three different transcatheter aortic valve replacement devices in patients with aortic stenosis: A single-center experience. *J Chin Med Assoc.* Nov 2019;82(11):827-834. doi:10.1097/jcma.000000000000187
24. Fischer Q, Urena M, Bouleti C, et al. Performing optimal transcatheter aortic valve implantation: The need for tailored use of transcatheter valves. *Arch Cardiovasc Dis.* Aug-Sep 2019;112(8-9):512-522. doi:10.1016/j.acvd.2019.05.008
25. Ochiai T, Yoon SH, Sharma R, et al. Outcomes of Self-Expanding vs. Balloon-Expandable Transcatheter Heart Valves for the Treatment of Degenerated Aortic Surgical Bioprostheses - A Propensity Score-Matched Comparison. *Circ J.* Sep 25 2018;82(10):2655-2662. doi:10.1253/circj.CJ-18-0157
26. Maeno Y, Abramowitz Y, Yoon SH, et al. Transcatheter Aortic Valve Replacement With Different Valve Types in Elliptic Aortic Annuli. *Circ J.* Jun 23 2017;81(7):1036-1042. doi:10.1253/circj.CJ-16-1240
27. Gonska B, Seeger J, Baarts J, et al. The balloon-expandable Edwards Sapien 3 valve is superior to the self-expanding Medtronic CoreValve in patients with severe aortic stenosis undergoing transfemoral aortic valve implantation. *J Cardiol.* Jun 2017;69(6):877-882. doi:10.1016/j.jjcc.2016.08.008
28. Spargias K, Toutouzas K, Chrissoheris M, et al. The Athens TAVR Registry of newer generation transfemoral aortic valves: 30-day outcomes. *Hellenic J Cardiol.* Jan-Feb 2013;54(1):18-24.
29. Seiffert M, Schnabel R, Conradi L, et al. Predictors and outcomes after transcatheter aortic valve implantation using different approaches according to the valve academic research consortium definitions. *Catheter Cardiovasc Interv.* Oct 1 2013;82(4):640-52. doi:10.1002/ccd.24751
30. Schaefer A, Linder M, Seiffert M, et al. Comparison of latest generation transfemoral self-expandable and balloon-expandable transcatheter heart valves. *Interact Cardiovasc Thorac Surg.* Dec 1 2017;25(6):905-911. doi:10.1093/icvts/ivx194

31. Vollenbroich R, Wenaweser P, Macht A, et al. Long-term outcomes with balloon-expandable and self-expandable prostheses in patients undergoing transfemoral transcatheter aortic valve implantation for severe aortic stenosis. *Int J Cardiol.* Sep 1 2019;290:45-51. doi:10.1016/j.ijcard.2019.03.050
32. Abdelghani M, Mankerious N, Allali A, et al. Bioprosthetic Valve Performance After Transcatheter Aortic Valve Replacement With Self-Expanding Versus Balloon-Expandable Valves in Large Versus Small Aortic Valve Annuli: Insights From the CHOICE Trial and the CHOICE-Extend Registry. *JACC Cardiovasc Interv.* Dec 24 2018;11(24):2507-2518. doi:10.1016/j.jcin.2018.07.050
33. Rogers T, Steinvil A, Gai J, et al. Choice of Balloon-Expandable Versus Self-Expanding Transcatheter Aortic Valve Impacts Hemodynamics Differently According to Aortic Annular Size. *Am J Cardiol.* Mar 15 2017;119(6):900-904. doi:10.1016/j.amjcard.2016.11.044
34. Del Trigo M, Dahou A, Webb JG, et al. Self-expanding Portico Valve Versus Balloon-expandable SAPIEN XT Valve in Patients With Small Aortic Annuli: Comparison of Hemodynamic Performance. *Rev Esp Cardiol (Engl Ed).* May 2016;69(5):501-8. doi:10.1016/j.rec.2015.08.019
35. Enríquez-Rodríguez E, Amat-Santos IJ, Jiménez-Quevedo P, et al. Comparison of the Hemodynamic Performance of the Balloon-expandable SAPIEN 3 Versus Self-expandable Evolut R Transcatheter Valve: A Case-matched Study. *Rev Esp Cardiol (Engl Ed).* Sep 2018;71(9):735-742. doi:10.1016/j.rec.2017.10.025
36. Nombela-Franco L, Ruel M, Radhakrishnan S, et al. Comparison of hemodynamic performance of self-expandable CoreValve versus balloon-expandable Edwards SAPIEN aortic valves inserted by catheter for aortic stenosis. *Am J Cardiol.* Apr 1 2013;111(7):1026-33. doi:10.1016/j.amjcard.2012.11.063
37. Kempfert J, Meyer A, Kim WK, et al. Comparison of two valve systems for transapical aortic valve implantation: a propensity score-matched analysis. *Eur J Cardiothorac Surg.* Feb 2016;49(2):486-92. doi:10.1093/ejcts/ezv042
38. Abdel-Wahab M, Comberg T, Büttner HJ, et al. Aortic Regurgitation After Transcatheter Aortic Valve Implantation With Balloon- and Self-Expandable Prostheses: A Pooled Analysis From a 2-Center Experience. *JACC: Cardiovascular Interventions.* 2014/03/01/ 2014;7(3):284-292. doi:<https://doi.org/10.1016/j.jcin.2013.11.011>
39. Rodés-Cabau J, Urena M, Nombela-Franco L, et al. Arrhythmic Burden as Determined by Ambulatory Continuous Cardiac Monitoring in Patients With New-Onset Persistent Left Bundle Branch Block Following Transcatheter Aortic Valve Replacement: The MARE Study. *JACC Cardiovasc Interv.* Aug 13 2018;11(15):1495-1505. doi:10.1016/j.jcin.2018.04.016